

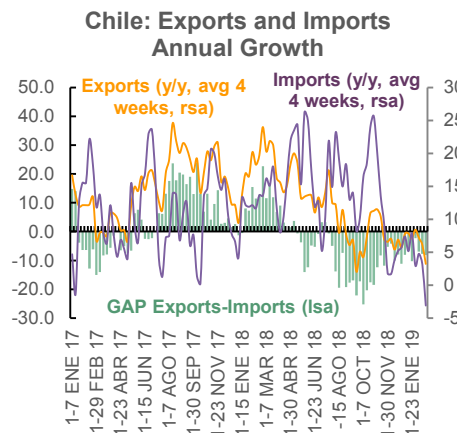
LATAM Market Update

- **Chile:** The economy yawning... the market getting out of a “mini spree”
- **Colombia:** January employment showed deterioration, especially for the nationwide measure
- **Peru:** Formal employment rose 4.3% in 2018

CHILE: THE ECONOMY YAWNING... THE MARKET GETTING OUT OF A “MINI SPREE”

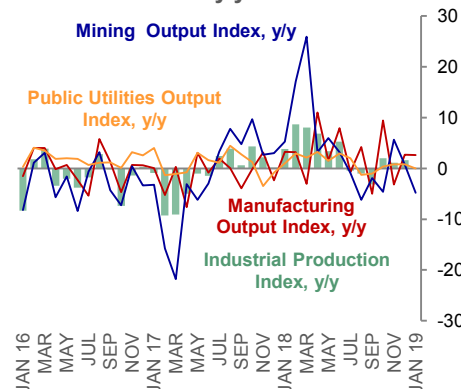
Starting by diving in fresher stuff, the Central Bank unveiled some figures up to the 3rd week of February. First up, let me repeat that I used to compare the last 4 weeks with the equivalent period in the previous year, trying to be eclectic by mixing a reduction in volatility and an increase of freshness, without using not-so-trustable seasonal adjustments when are applied to ultrahigh-frequency data and highly disaggregate series). In general, it is more of the same (and deeper): the dataflow show a weakening growth rhythm for exports and imports. About the latter, they exhibit the first contraction since the 2nd week of January 2017. Aside an around 5% fall in consumption and intermediate goods, the growth pace of those of capital fell back to one digit (around 8%). About exports, copper price should support total data in coming weeks (if it lingers), but the weakening in agricultural and manufacturing and comparison bases are still dominating, so far.

Also yesterday, we were informed about some economic sectors. Annual growth in January, Manufacturing output expanded 2.7%, higher than the expected 1.6%, and there were meaningful positive corrections in figures of the previous months which were notable (for example, December rose from 0.8% to 2.7%). On the opposite, mining output contracted 4.8% (partially due to depleted ore grades in major mines) and also weaker-than-expected public utilities sector output that did not show growth (notably, the report says that one of the most negative incidence came from electric power distribution to



Sources: Scotiabank Economics, Central Bank of Chile (BCCh).

Chile: Industrial Sector Production Indicators - y/y Growth Rate



Sources: Scotiabank Economics, National Statistics Bureau (INE).

CONTACTS

Eduardo Suárez, VP, Latin America Economics
52.55.9179.5174 (Mexico)
Scotiabank Economics
eduardo.suarez@scotiabank.com

Guillermo Arbe
511.211.6052 (Peru)
Scotiabank Peru
guillermo.arbe@scotiabank.com.pe

Mario Correa
52.55.5123.2683 (Mexico)
Scotiabank Mexico
mcorrea@scotiabank.com.mx

Sergio Olarte
57.1.745.6300 (Colombia)
Scotiabank Colombia
sergio.olarte@co.scotiabank.com

Benjamin Sierra
56.2.2619.4974 (Chile)
Scotiabank Chile
benjamin.sierra@scotiabank.cl

manufacturing and commerce). All in all, this chunk of data is rather weak, probably pressing of the recovery trend we expect for H2, but seems hardly enough to sterilize it.

Before the release of these sectors data the market was forecasting a growth of total economic activity of around 2.6%, according to the last surveys. Despite the official result being expected to be known next Tuesday, on Monday we will know the behaviour of commerce, which should not be very string, considering the message from the public utilities. Nothing extremely surprising indeed, the dataflow might be fuel for long term bond prices. Because of the seasonal period, volatility of these rates has diminished a tad, but that should change in the very short term. Does it change our view for the year? On the contrary, it reaffirms our forecast that data will continue pressing yields in the first third of the year or a little more, but the effect should be reverted around midyear.

Labour market showed little changes in the mobile quarter finishing in January. Unemployment rate increased to 6.8%, aligned with market expectation and opposite to the seasonal factors (in the middle of the meridional summer some decrease is more usual). The labour force slowed its annual rate of growth to 0.8% (vs. 1.1% in the previous period), while employment also eased but just from 0.7% to 0.6%. However, data released at the time of writing suggest the growth of employment continues coming from the public sector, while manufacturing remains weak. Nothing of this is new and reflects that which should be expected from a cyclical process.

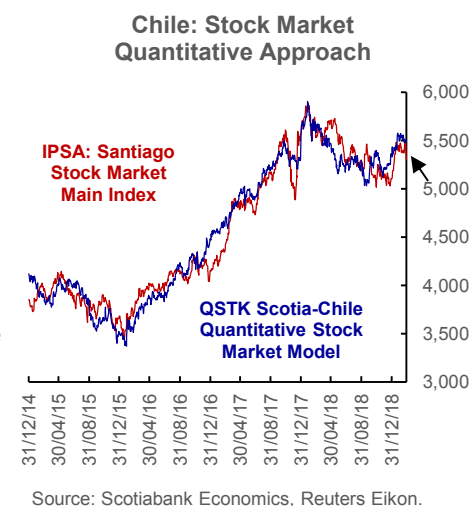
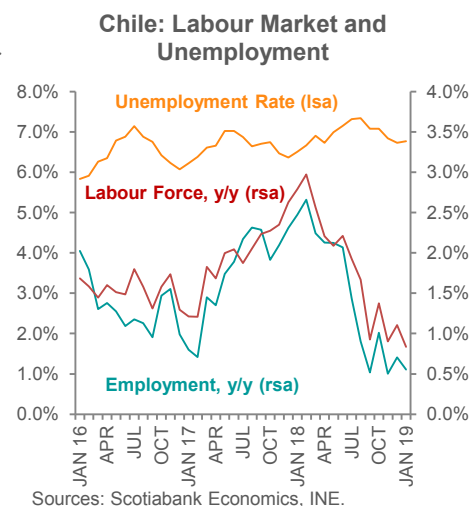
About the stock market, the most important retailer in the region (Falabella) showed disappointing results for Q4, being the exchange rates in the region partially responsible for that. However, we know consumption in that quarter was very weak, as confirmed by several macro indicators that we have been tracking and specific qualitative information we have been gathering in those months. In addition, also on Wednesday, one of the biggest companies traded in the local stock market (Enelam, an electric power holding that invest in the region) announced a capital increase, which was very negatively deciphered by analysts, which meant its share price fell 10% (and, according to the internal rules, its trading was suspended). Notwithstanding, we think the correction in the stock market summed both specific factors but also the fact that before these events the domestic stock market had closed the gap with our quantitative model (and open it again after the correction on Wednesday). Though we have a positive perspective for the domestic stock market in the current year, of course the acceleration we have seen since Christmas it seems to be excessive and requires some correction to be consolidated.

COLOMBIA: JANUARY EMPLOYMENT SHOWED DETERIORATION, ESPECIALLY FOR THE NATIONWIDE MEASURE

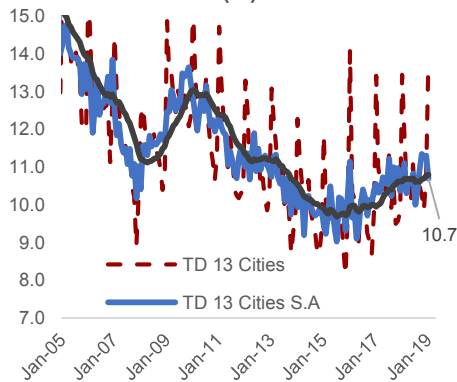
January employment data came out. Unemployment deteriorated in January for both, nationwide and urban measures. In fact Nationwide unemployment came in at 12.8% (Dec-18 was 9.7% and Jan-18 was 11.8%), while urban unemployment (13 cities) came in at 13.7% (Dec-18, 10.7% and Jan-18 was 13.4%). January employment data have strong seasonal effects, therefore it is better to analyze seasonal adjusted series. This measure showed deterioration for the nationwide figure (10.4% vs 10.2% in Dec-18) but an improvement for the urban number (10.7% vs 11.3% in Dec-18). The apparent mismatch between urban and nationwide figures could be related with higher rural informality, especially due to Venezuelans immigration. Employment creation was nil, again, in January.

Although January labour data did not make us change our economic activity forecast, due to still strong retail sales and manufacturing, it confirms our downside bias on 2019 economic activity.

On monetary policy, weaker employment data support our call that BanRep will not hike the monetary policy rate (MPR) in 1H19 to boost economic activity, and will wait the initial data on 2019 GDP.

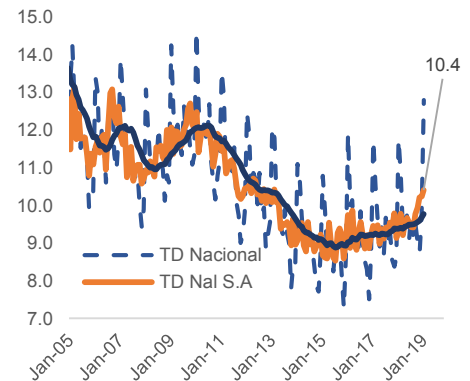


Colombia: Urban Unemployment (%)



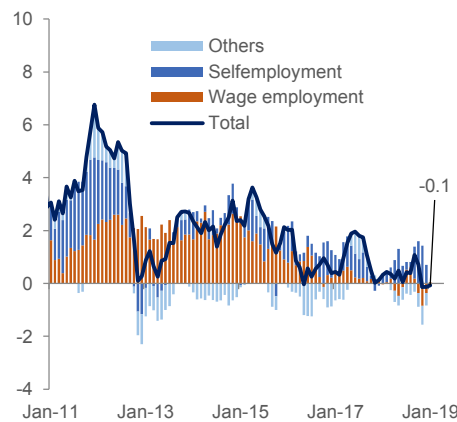
Sources: DANE, Scotiabank.

Colombia: Nationwide Unemployment (%)



Sources: DANE, Scotiabank.

Colombia: Employment Growth



Sources: DANE, Scotiabank.

PERU: FORMAL EMPLOYMENT ROSE 4.3% IN 2018

Formal employment registered with the tax agency (Sunat) rose 4.3% in 2018. December came in at a 4.4% increase. However, the trend has changed. Jobs growth accelerated early in the year to 5.0% in September (it actually peaked at 5.7% in April, but this was an outlier in the trend), and has been decelerating slowly since. Job creation was greatest in agroindustry (21%), Construction (3.8%) and Mining (3.0%). We expect formal jobs growth to level off in the 3.5% to 4.0% range in 2019.

This report has been prepared by Scotiabank Economics as a resource for the clients of Scotiabank. Opinions, estimates and projections contained herein are our own as of the date hereof and are subject to change without notice. The information and opinions contained herein have been compiled or arrived at from sources believed reliable but no representation or warranty, express or implied, is made as to their accuracy or completeness. Neither Scotiabank nor any of its officers, directors, partners, employees or affiliates accepts any liability whatsoever for any direct or consequential loss arising from any use of this report or its contents.

These reports are provided to you for informational purposes only. This report is not, and is not constructed as, an offer to sell or solicitation of any offer to buy any financial instrument, nor shall this report be construed as an opinion as to whether you should enter into any swap or trading strategy involving a swap or any other transaction. The information contained in this report is not intended to be, and does not constitute, a recommendation of a swap or trading strategy involving a swap within the meaning of U.S. Commodity Futures Trading Commission Regulation 23.434 and Appendix A thereto. This material is not intended to be individually tailored to your needs or characteristics and should not be viewed as a “call to action” or suggestion that you enter into a swap or trading strategy involving a swap or any other transaction. Scotiabank may engage in transactions in a manner inconsistent with the views discussed this report and may have positions, or be in the process of acquiring or disposing of positions, referred to in this report.

Scotiabank, its affiliates and any of their respective officers, directors and employees may from time to time take positions in currencies, act as managers, co-managers or underwriters of a public offering or act as principals or agents, deal in, own or act as market makers or advisors, brokers or commercial and/or investment bankers in relation to securities or related derivatives. As a result of these actions, Scotiabank may receive remuneration. All Scotiabank products and services are subject to the terms of applicable agreements and local regulations. Officers, directors and employees of Scotiabank and its affiliates may serve as directors of corporations.

Any securities discussed in this report may not be suitable for all investors. Scotiabank recommends that investors independently evaluate any issuer and security discussed in this report, and consult with any advisors they deem necessary prior to making any investment.

This report and all information, opinions and conclusions contained in it are protected by copyright. This information may not be reproduced without the prior express written consent of Scotiabank.

™ Trademark of The Bank of Nova Scotia. Used under license, where applicable.

Scotiabank, together with “Global Banking and Markets”, is a marketing name for the global corporate and investment banking and capital markets businesses of The Bank of Nova Scotia and certain of its affiliates in the countries where they operate, including, Scotiabanc Inc.; Citadel Hill Advisors L.L.C.; The Bank of Nova Scotia Trust Company of New York; Scotiabank Europe plc; Scotiabank (Ireland) Limited; Scotiabank Inverlat S.A., Institución de Banca Múltiple, Scotia Inverlat Casa de Bolsa S.A. de C.V., Scotia Inverlat Derivados S.A. de C.V. – all members of the Scotiabank group and authorized users of the Scotiabank mark. The Bank of Nova Scotia is incorporated in Canada with limited liability and is authorised and regulated by the Office of the Superintendent of Financial Institutions Canada. The Bank of Nova Scotia is authorised by the UK Prudential Regulation Authority and is subject to regulation by the UK Financial Conduct Authority and limited regulation by the UK Prudential Regulation Authority. Details about the extent of The Bank of Nova Scotia's regulation by the UK Prudential Regulation Authority are available from us on request. Scotiabank Europe plc is authorised by the UK Prudential Regulation Authority and regulated by the UK Financial Conduct Authority and the UK Prudential Regulation Authority.

Scotiabank Inverlat, S.A., Scotia Inverlat Casa de Bolsa, S.A. de C.V., and Scotia Derivados, S.A. de C.V., are each authorized and regulated by the Mexican financial authorities.

Not all products and services are offered in all jurisdictions. Services described are available in jurisdictions where permitted by law.