

DAILY POINTS

February 14, 2022 @ 7:10 EST

Contributors

Derek Holt

VP & Head of Capital Markets Economics
Scotiabank Economics
416.863.7707
derek.holt@scotiabank.com

Chart 1

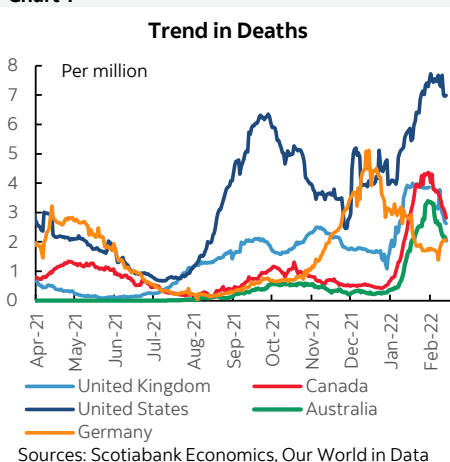
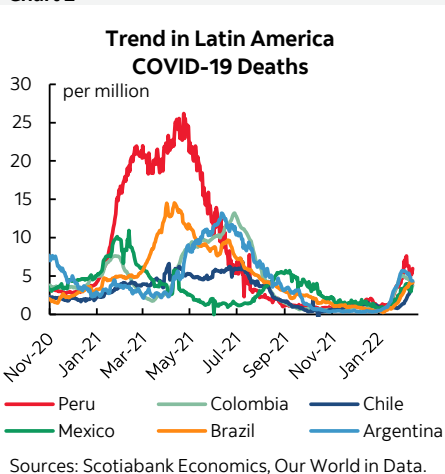


Chart 2



On Deck for Monday, February 14

Country	Date	Time	Indicator	Period	BNS	Consensus	Latest
US	02-14	08:30	Fed's Bullard Speaks on CNBC				

KEY POINTS:

- **Russia-Ukraine tensions and Fed bets roil markets**
- **Indian CPI hits RBI's upper bound**
- **Lagarde, Bullard on tap**
- **Global Covid watch**
- **Global Week Ahead**

Please go [here](#) for the Global Week Ahead—2014 Redux? Also see the accompanying chart deck that was shared over the weekend and this morning. Key topics include:

- Russia-Ukraine tensions loom over markets
- FOMC minutes: Stale, but still useful guidance?
- Canadian inflation: a record overshoot
- A potentially pivotal week for Canada's border blockades
- UK jobs, CPI to inform risk of 50bps
- Aussie jobs and the RBA
- Want low inflation? Move to China
- A full jobs recovery in the Eurozone?
- Consumers rebounding in the US, UK and maybe Canada?
- Soaring mortgage rates and US housing
- Indian inflation could break the RBI's bands
- Japan's rebound
- CBs: Turkey, Philippines to hold

Cupid's arrow missed stocks this morning. Blame Russia alongside continued market positioning around the Fed. European exchanges are leading the way down with declines of roughly 2–3% while N.A. futures are so far down by up to about -1%. Sovereign bonds are picking up some of the flow with ten year yields down by about 1–9bps across major markets and led by EGBs and with US and UK front ends flat to slightly cheaper. The latter signals that it's not just Russia-Ukraine tensions driving things as markets continue to price higher policy rate risk. Oil is nudging gently higher and the USD is a touch stronger along with other classic safe havens like the yen and Swiss franc.

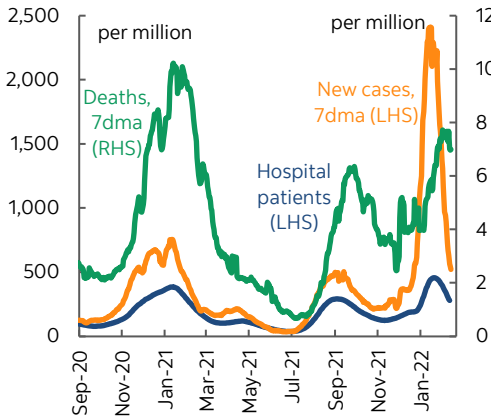
There was nothing of consequence released overnight. A G7 statement released earlier this morning followed Biden's call with Putin on Saturday with a unified threat of strong sanctions being applied if—or perhaps more like when—Russia invades. Canadian protests continue with the main Ambassador bridge cleared but little action on all other fronts amid rising scrutiny of police efficacy ([here](#), [here](#), [here](#), [here](#)).

On tap for today is a very light line-up including some central bank-speak (Bullard at 8:30amET, Lagarde at 11:15amET). India's inflation rate hit the upper end of the RBI's 2-6% target range.

Please see the accompanying charts as a weekly depiction of progress toward reducing omicron's grip on several major countries. Hospitalizations are turning materially lower in the US, Canada, UK, Australia and parts of Europe.

Chart 3

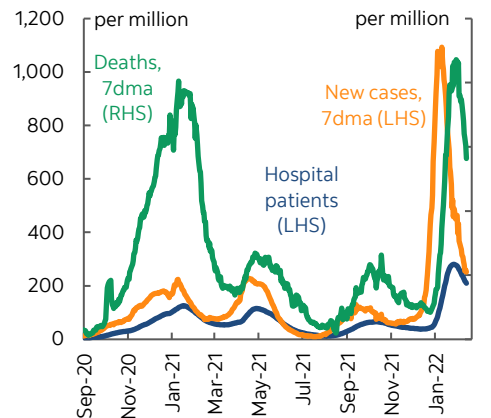
US: Cases, Hospitalizations, Deaths



Sources: Scotiabank Economics, Our World in Data.

Chart 4

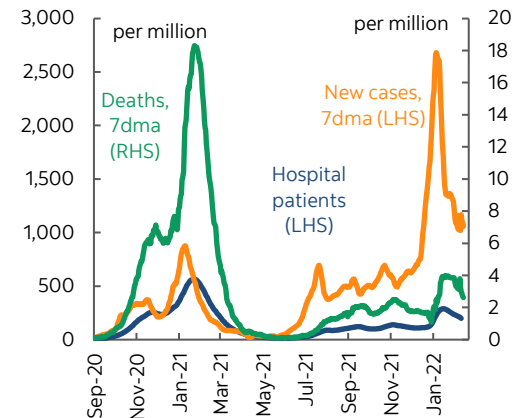
Canada: Cases, Hospitalizations, Deaths



Sources: Scotiabank Economics, Our World in Data.

Chart 5

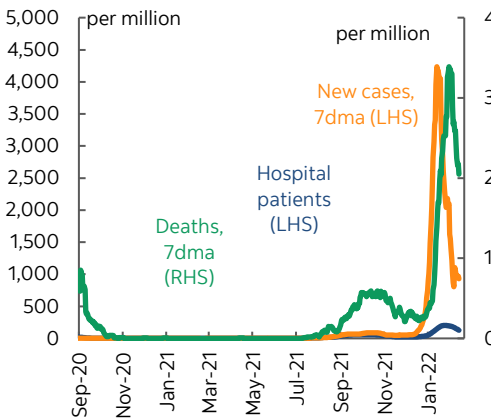
UK: Cases, Hospitalizations, Deaths



Sources: Scotiabank Economics, Our World in Data.

Chart 6

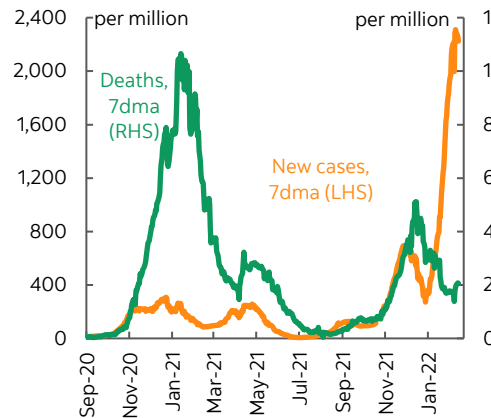
Australia: Cases, Hospitalizations, Deaths



Sources: Scotiabank Economics, Our World in Data.

Chart 7

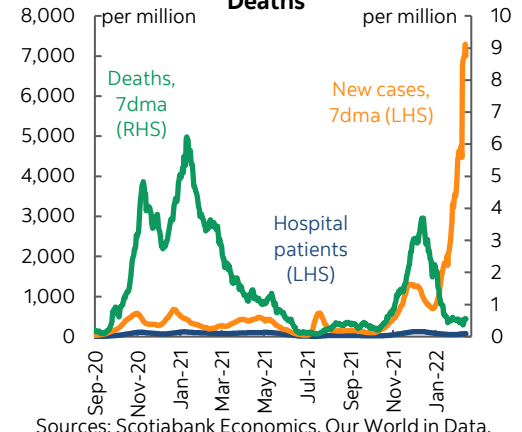
Germany: Cases, Hospitalizations, Deaths



Sources: Scotiabank Economics, Our World in Data.

Chart 8

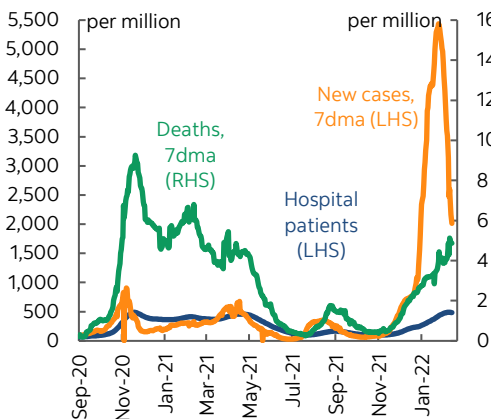
Netherlands: Cases, Hospitalizations, Deaths



Sources: Scotiabank Economics, Our World in Data.

Chart 9

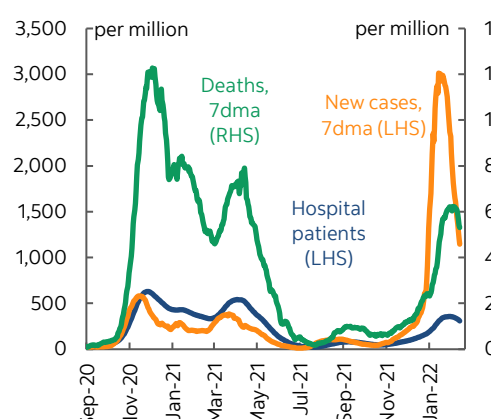
France: Cases, Hospitalizations, Deaths



Sources: Scotiabank Economics, Our World in Data.

Chart 10

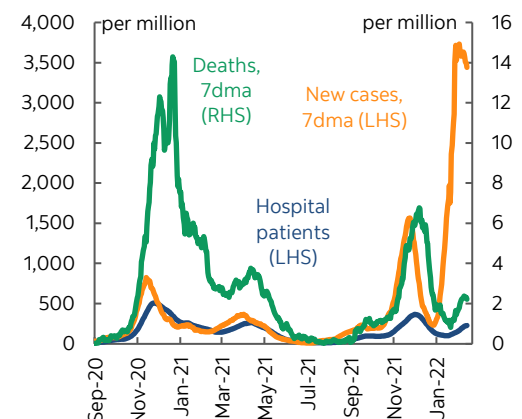
Italy: Cases, Hospitalizations, Deaths



Sources: Scotiabank Economics, Our World in Data.

Chart 11

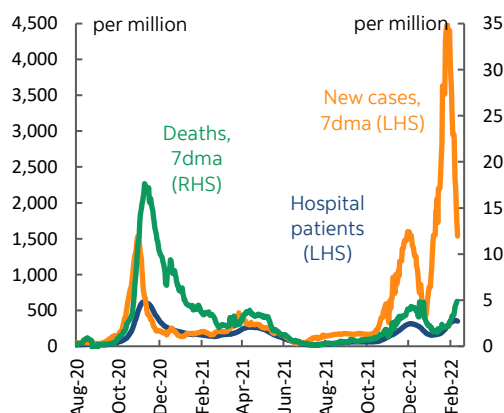
Austria: Cases, Hospitalizations, Deaths



Sources: Scotiabank Economics, Our World in Data.

Chart 12

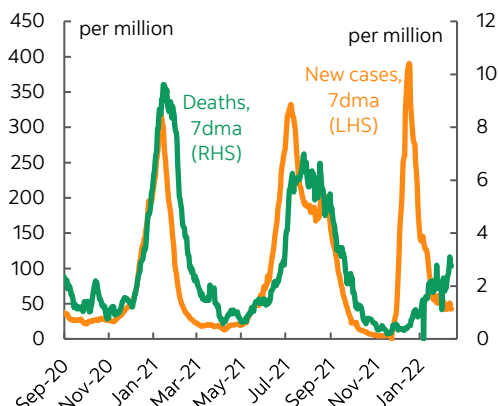
Belgium: Cases, Hospitalizations, Deaths



Sources: Scotiabank Economics, Our World in Data.

Chart 13

South Africa: Cases & Deaths



Sources: Scotiabank Economics, Our World in Data.

Fixed Income	Government Yield Curves (%):												Central Banks	
U.S. CANADA GERMANY JAPAN U.K.	2-YEAR			5-YEAR			10-YEAR			30-YEAR			Current Rate	
	Last	1-day	1-wk	Last	1-day	1-wk	Last	1-day	1-wk	Last	1-day	1-wk	Canada - BoC	0.25
	1.50	1.50	1.29	1.83	1.86	1.77	1.92	1.94	1.92	2.22	2.24	2.22		
	1.46	1.46	1.34	1.72	1.72	1.68	1.85	1.85	1.84	2.13	2.14	2.10		
	-0.40	-0.32	-0.29	-0.02	0.08	0.05	0.21	0.30	0.23	0.41	0.50	0.39		
	-0.03	-0.03	-0.04	0.04	0.03	0.01	0.22	0.23	0.20	0.89	0.87	0.83		
U.K.	1.42	1.41	1.28	1.40	1.44	1.31	1.49	1.55	1.41	1.55	1.62	1.50	England - BoE	0.50
Spreads vs. U.S. (bps):													Euro zone - ECB	0.00
CANADA	-4	-4	5	-11	-14	-8	-7	-9	-8	-9	-10	-12		
GERMANY	-191	-183	-158	-185	-177	-171	-171	-164	-169	-182	-174	-182		
JAPAN	-153	-154	-134	-179	-182	-176	-170	-171	-172	-133	-137	-139		
U.K.	-9	-9	-2	-43	-42	-46	-43	-40	-51	-68	-62	-71		
Equities	Level						% change:						Mexico - Banxico	6.00
S&P/TSX Dow 30 S&P 500 Nasdaq DAX FTSE Nikkei Hang Seng CAC	Last	Change		1 Day	1-wk	1-mo	1-yr	Australia - RBA	0.10					
	21549	17.1		0.1	1.5	0.9	16.7							
	34738	-503.5		-1.4	-1.0	-3.3	10.4							
	4419	-85.4		-1.9	-1.8	-5.2	12.3							
	13791	-394.5		-2.8	-2.2	-7.4	-2.2							
	14966	-459.2		-3.0	-1.6	-5.8	6.5							
	7516	-144.7		-1.9	-0.8	-0.4	14.1							
	27080	-616.5		-2.2	-1.3	-4.0	-8.4							
	24557	-350.1		-1.4	-0.1	0.7	-18.6							
	6783	-228.8		-3.3	-3.2	-5.0	18.9							
Commodities	Level						% change:						England - BoE	Mar 17, 2022
WTI Crude	92.66	-0.44		-0.5	1.5	10.5	55.8							
Natural Gas	4.14	0.20		4.9	-2.3	-3.0	42.0							
Gold	1856.03	-2.73		-0.1	2.0	2.1	1.7							
Silver	22.90	-0.46		-2.0	1.7	1.4	-15.6							
CRB Index	263.08	1.50		0.6	0.7	7.2	42.0							
Currencies	Level						% change:						Mexico - Banxico	Mar 24, 2022
USDCAD	1.2780	0.0043		0.3	0.9	1.8	1.1							
EURUSD	1.1304	-0.0046		-0.4	-1.2	-0.9	-6.8							
USDJPY	115.16	-0.2600		-0.2	0.1	0.8	9.3							
AUDUSD	0.7093	-0.0044		-0.6	-0.5	-1.6	-8.8							
GBPUSD	1.3508	-0.0056		-0.4	-0.2	-1.2	-2.8							
USDCHF	0.9245	-0.0014		-0.2	0.1	1.1	3.8	New Zealand - RBNZ	Feb 22, 2022					

This report has been prepared by Scotiabank Economics as a resource for the clients of Scotiabank. Opinions, estimates and projections contained herein are our own as of the date hereof and are subject to change without notice. The information and opinions contained herein have been compiled or arrived at from sources believed reliable but no representation or warranty, express or implied, is made as to their accuracy or completeness. Neither Scotiabank nor any of its officers, directors, partners, employees or affiliates accepts any liability whatsoever for any direct or consequential loss arising from any use of this report or its contents.

These reports are provided to you for informational purposes only. This report is not, and is not constructed as, an offer to sell or solicitation of any offer to buy any financial instrument, nor shall this report be construed as an opinion as to whether you should enter into any swap or trading strategy involving a swap or any other transaction. The information contained in this report is not intended to be, and does not constitute, a recommendation of a swap or trading strategy involving a swap within the meaning of U.S. Commodity Futures Trading Commission Regulation 23.434 and Appendix A thereto. This material is not intended to be individually tailored to your needs or characteristics and should not be viewed as a “call to action” or suggestion that you enter into a swap or trading strategy involving a swap or any other transaction. Scotiabank may engage in transactions in a manner inconsistent with the views discussed this report and may have positions, or be in the process of acquiring or disposing of positions, referred to in this report.

Scotiabank, its affiliates and any of their respective officers, directors and employees may from time to time take positions in currencies, act as managers, co-managers or underwriters of a public offering or act as principals or agents, deal in, own or act as market makers or advisors, brokers or commercial and/or investment bankers in relation to securities or related derivatives. As a result of these actions, Scotiabank may receive remuneration. All Scotiabank products and services are subject to the terms of applicable agreements and local regulations. Officers, directors and employees of Scotiabank and its affiliates may serve as directors of corporations.

Any securities discussed in this report may not be suitable for all investors. Scotiabank recommends that investors independently evaluate any issuer and security discussed in this report, and consult with any advisors they deem necessary prior to making any investment.

This report and all information, opinions and conclusions contained in it are protected by copyright. This information may not be reproduced without the prior express written consent of Scotiabank.

™ Trademark of The Bank of Nova Scotia. Used under license, where applicable.

Scotiabank, together with “Global Banking and Markets”, is a marketing name for the global corporate and investment banking and capital markets businesses of The Bank of Nova Scotia and certain of its affiliates in the countries where they operate, including: Scotiabank Europe plc; Scotiabank (Ireland) Designated Activity Company; Scotiabank Inverlat S.A., Institución de Banca Múltiple, Grupo Financiero Scotiabank Inverlat, Scotia Inverlat Casa de Bolsa, S.A. de C.V., Grupo Financiero Scotiabank Inverlat, Scotia Inverlat Derivados S.A. de C.V. – all members of the Scotiabank group and authorized users of the Scotiabank mark. The Bank of Nova Scotia is incorporated in Canada with limited liability and is authorised and regulated by the Office of the Superintendent of Financial Institutions Canada. The Bank of Nova Scotia is authorized by the UK Prudential Regulation Authority and is subject to regulation by the UK Financial Conduct Authority and limited regulation by the UK Prudential Regulation Authority. Details about the extent of The Bank of Nova Scotia's regulation by the UK Prudential Regulation Authority are available from us on request. Scotiabank Europe plc is authorized by the UK Prudential Regulation Authority and regulated by the UK Financial Conduct Authority and the UK Prudential Regulation Authority.

Scotiabank Inverlat, S.A., Scotia Inverlat Casa de Bolsa, S.A. de C.V., Grupo Financiero Scotiabank Inverlat, and Scotia Inverlat Derivados, S.A. de C.V., are each authorized and regulated by the Mexican financial authorities.

Not all products and services are offered in all jurisdictions. Services described are available in jurisdictions where permitted by law.