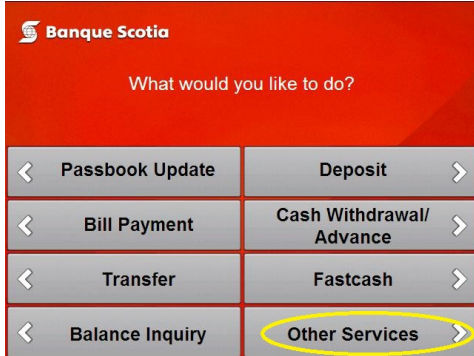


How to Re-order Cheques at the ABM

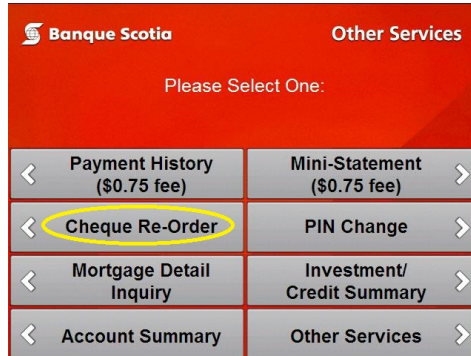
Step 1

After keying in your PIN number, select Other Services from the list.



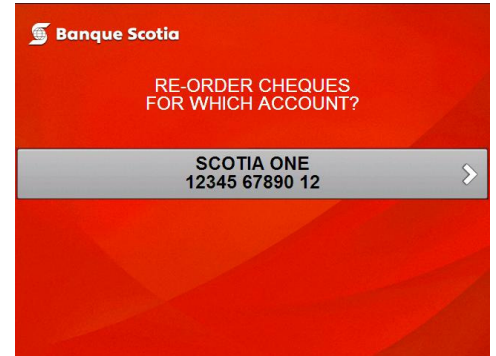
Step 2

Select "Cheque Re-Order".



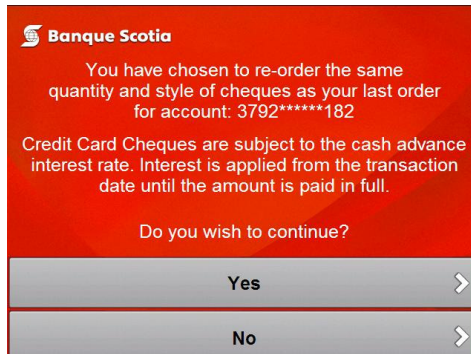
Step 3

Select the account that requires a cheque re-order.



Step 4

Select "Yes" to proceed with your cheque re-order.



Step 5

Complete your transaction and take your receipt and ScotiaCard™.

