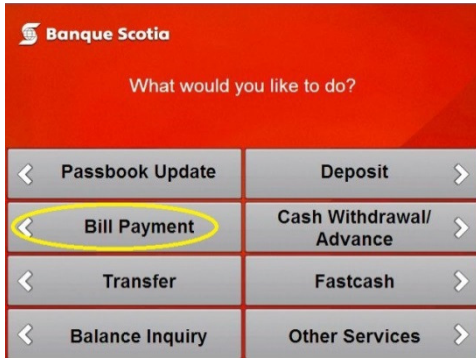


How to Make a Bill Payment at the ABM

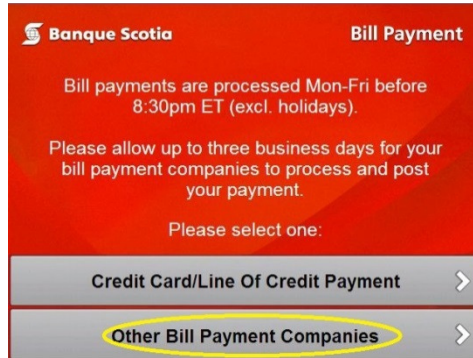
Step 1

After keying in your PIN number, select "Bill Payment" from the list.



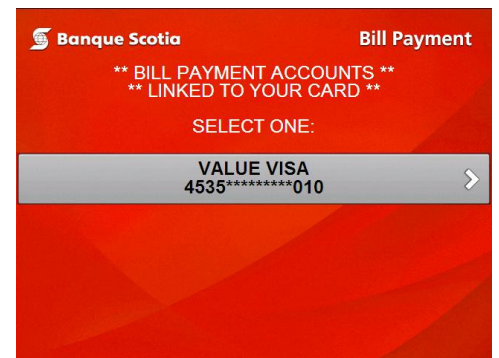
Step 2

Select "Other Bill Payment Companies".



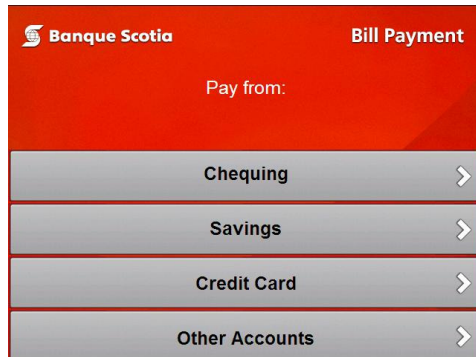
Step 3

Select the name of the bill payment company to be paid.



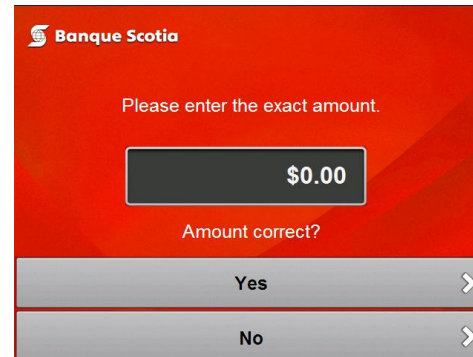
Step 4

Select the account from which you would like the funds to be withdrawn.



Step 5

Enter the amount to be paid and select "Yes".



Step 6

Complete your transaction and take your receipt and ScotiaCard™.

