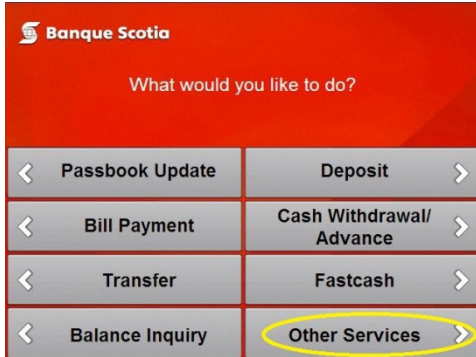


## How to Change Your PIN at the ABM

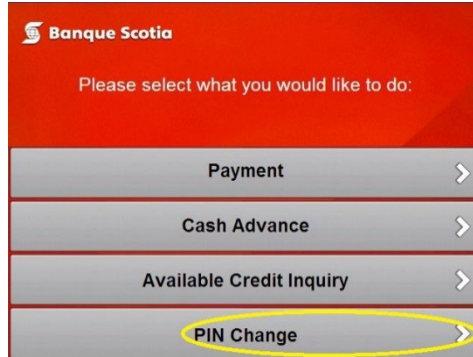
### Step 1 – For ScotiaCard

After keying in your ScotiaCard PIN number, select “Other Services” from the list. Go to Step 2.



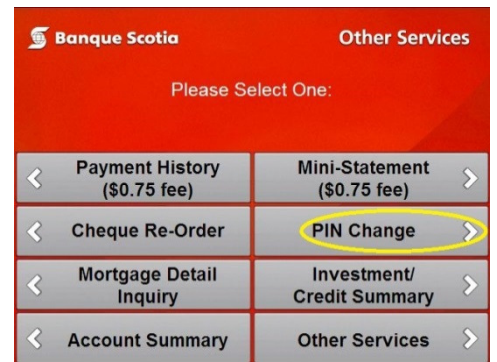
### Step 1 – For Scotia Visa

After keying in your Scotia Visa PIN number, select “PIN Change” from the list. Go to Step 3.



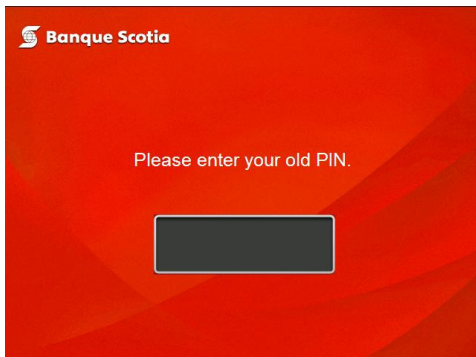
### Step 2

Select “PIN Change”.



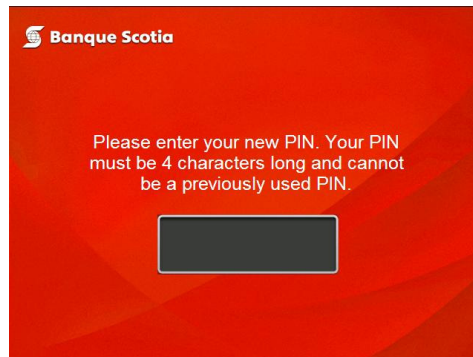
### Step 3

Enter your current PIN number.



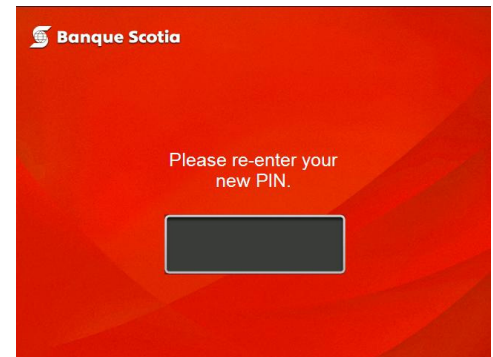
### Step 4

Enter your new PIN number.



### Step 5

Re-enter your new PIN number.



### Step 6

Remove your *Scotiocard™*

