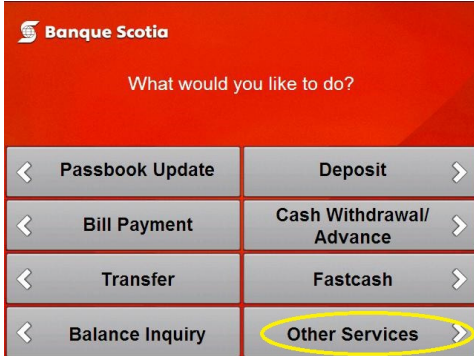


How to Make a US\$ Balance Inquiry at the ABM

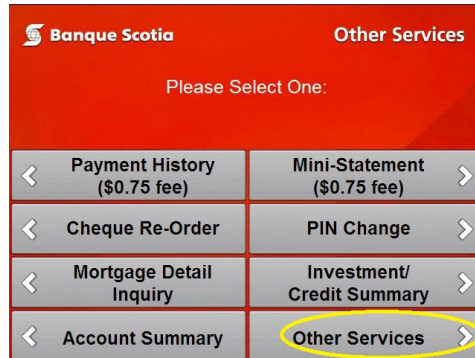
Step 1

After keying in your PIN number, select "Other Services" from the list.



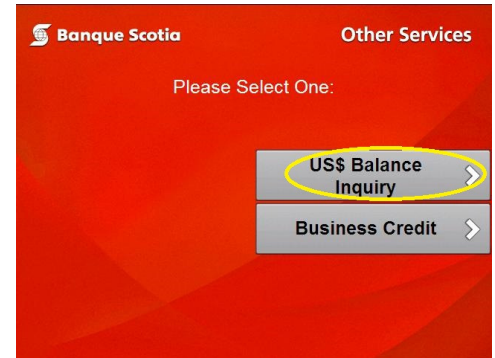
Step 2

Select "Other Services".



Step 3

Select "US\$ Balance Inquiry".



Step 4

Complete your transaction and take your receipt and *ScotiaCard™*.

