


How to Obtain Fastcash at the ABM

Step 1

After keying in your PIN number, select Fastcash from the list.




What would you like to do?
Select one:

< Passbook Update	Deposit >
< Bill Payment	Cash Withdrawal / Advance >
< Transfer	Fastcash >
< Balance Inquiry	Other Services >

Step 2

Select the amount to be withdrawn. Your transaction will take a few moments to process.




Please select the amount you wish to withdraw:

\$20 .00	>
\$40 .00	>
\$60 .00	>
\$100 .00	>

Step 3

Complete your transaction and take your cash, receipt and *ScotiaCard™*.



It has been our pleasure serving you.
Have an excellent day.

Please remove your card and transaction record.

