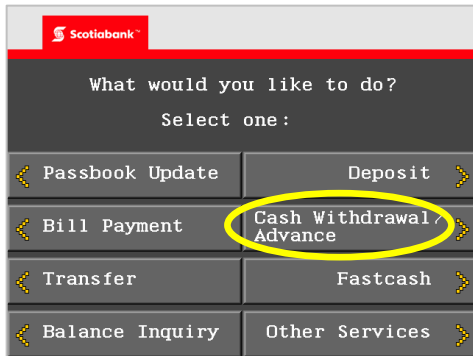


How to Make a Withdrawal / Advance at the ABM

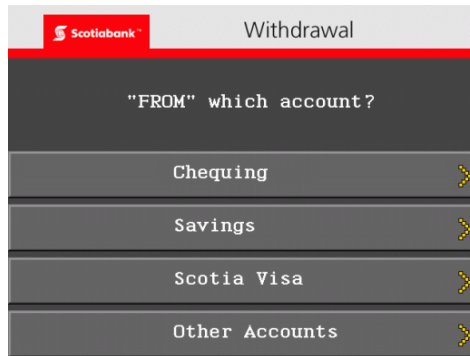
Step 1

After keying in your PIN number, select Cash Withdrawal / Advance from the list.



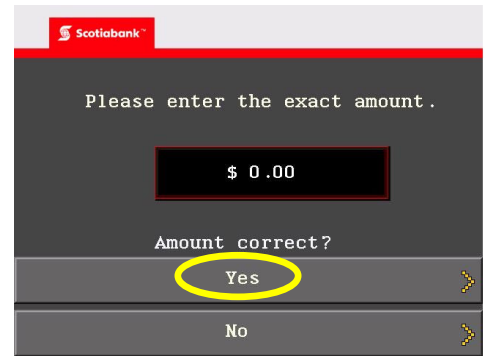
Step 2

Select the "From" account.



Step 3

Enter the amount you wish to withdraw and select "Yes". Your transaction will take a few moments to process.



Step 4

Complete your transaction and take your cash, receipt and *Scotiocard*[™].

