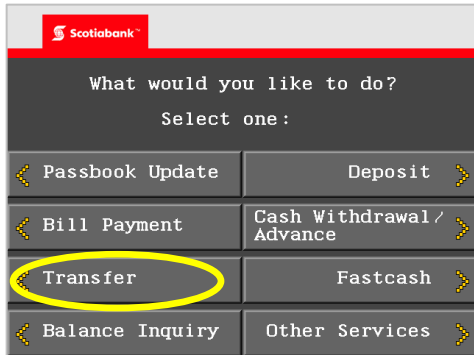


How to Transfer Funds at the ABM

Step 1

After keying in your PIN number, select Transfer from the list.



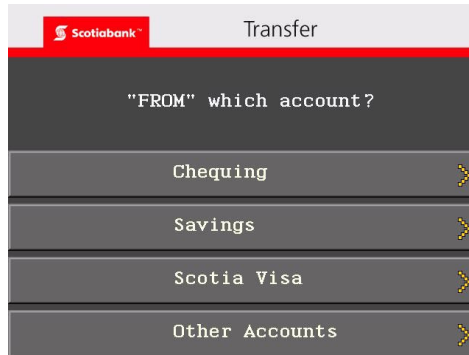
Scotiabank

What would you like to do?
Select one:

< Passbook Update	Deposit >
< Bill Payment	Cash Withdrawal / Advance >
Transfer	Fastcash >
< Balance Inquiry	Other Services >

Step 2

Select the From account.



Scotiabank

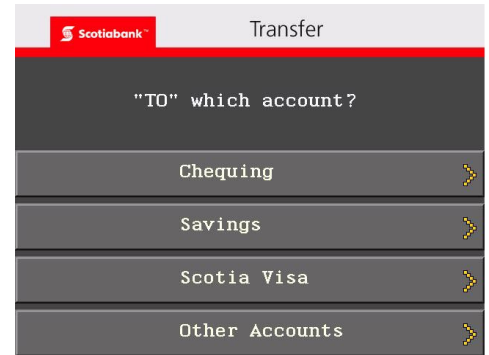
Transfer

"FROM" which account?

Chequing >
Savings >
Scotia Visa >
Other Accounts >

Step 3

Select the To account.



Scotiabank

Transfer

"TO" which account?

Chequing >
Savings >
Scotia Visa >
Other Accounts >

Step 4

Enter the dollar amount and select Yes. Your transaction will take a few moments to process.



Scotiabank

Please enter the exact amount.

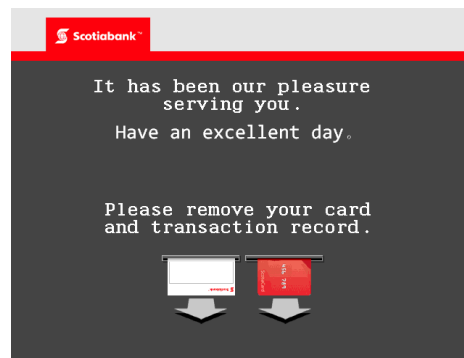
\$ 0.00

Amount correct?

Yes >
No >

Step 5

Complete your transaction and take your receipt and ScotiaCard™.



Scotiabank

It has been our pleasure serving you.
Have an excellent day.

Please remove your card and transaction record.

