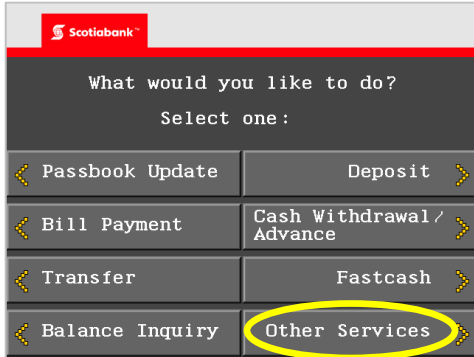


## How to Obtain a Payment History at the ABM

### Step 1

After keying in your PIN number, select Other Services from the list.



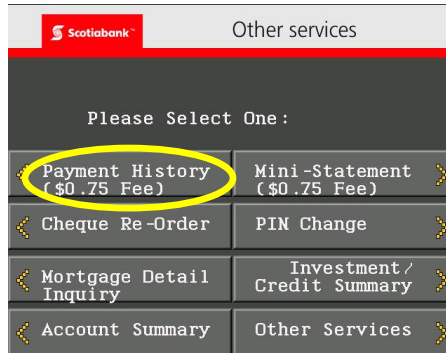
Scotiabank

What would you like to do?  
Select one:

< Passbook Update	Deposit >
< Bill Payment	Cash Withdrawal / Advance >
< Transfer	Fastcash >
< Balance Inquiry	Other Services >

### Step 2

Select Payment History. Your transaction will take a few moments to process. A receipt will be printed showing your last 10 bill payments made in the last 90 days.



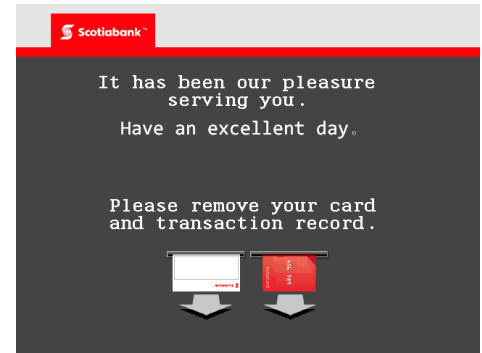
Scotiabank Other services

Please Select One:

Payment History (\$0.75 Fee)	Mini-Statement (\$0.75 Fee) >
< Cheque Re-Order	PIN Change >
< Mortgage Detail Inquiry	Investment / Credit Summary >
< Account Summary	Other Services >

### Step 3

Complete your transaction and take your receipt and ScotiaCard™.



Scotiabank

It has been our pleasure serving you.  
Have an excellent day.

Please remove your card and transaction record.

