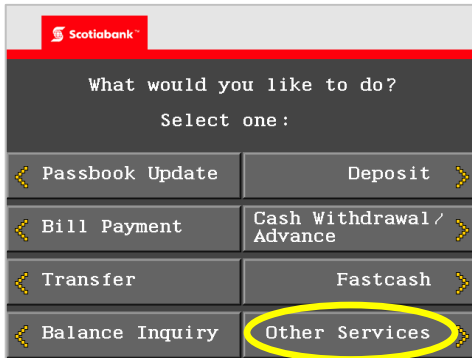


## How to Obtain a Mortgage Detail Inquiry at the ABM

### Step 1

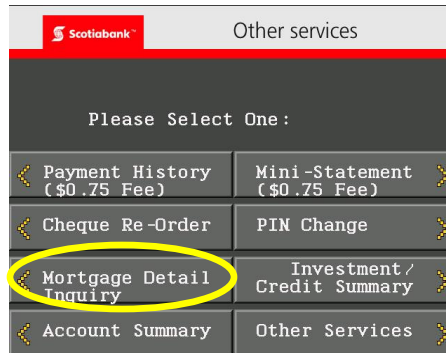
After keying in your PIN number, select Other Services from the list.



Scotiabank	
What would you like to do? Select one:	
< Passbook Update	Deposit >
< Bill Payment	Cash Withdrawal / Advance >
< Transfer	Fastcash >
< Balance Inquiry	<b>Other Services</b> >

### Step 2

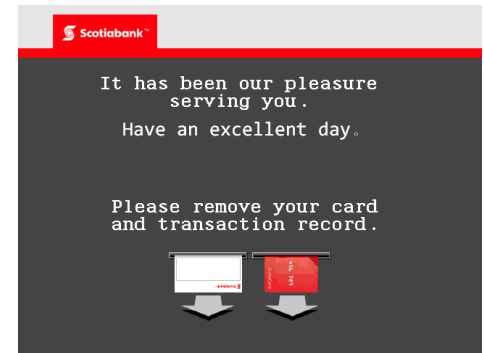
Select Mortgage Detail Inquiry. Your transaction will take a few moments to process. A paper receipt will be printed showing your mortgage information, any outstanding balances, tax account details and payment information.



Scotiabank	
Other services	
Please Select One:	
< Payment History (\$0.75 Fee)	Mini-Statement (\$0.75 Fee) >
< Cheque Re-Order	PIN Change >
< <b>Mortgage Detail Inquiry</b>	Investment / Credit Summary >
< Account Summary	Other Services >

### Step 3

Complete your transaction and take your receipt and ScotiaCard™.



Scotiabank	
It has been our pleasure serving you. Have an excellent day.	
Please remove your card and transaction record.	
