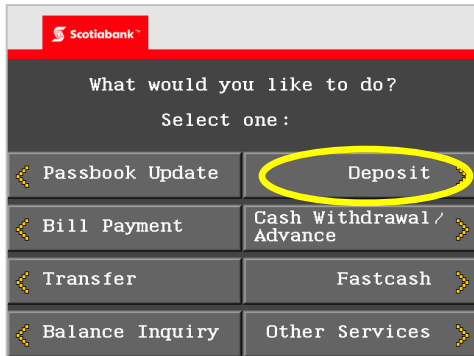


# How to Make a Deposit at the ABM

## Step 1

After keying in your PIN number, select Deposit from the list.



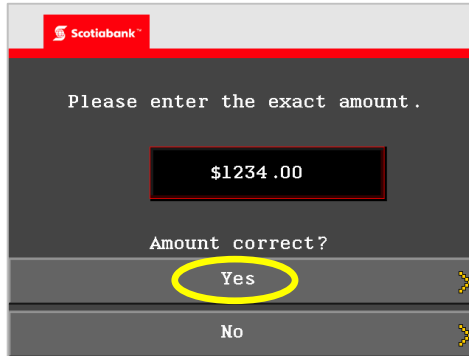
Scotiabank

What would you like to do?  
Select one:

|                 |                           |
|-----------------|---------------------------|
| Passbook Update | Deposit                   |
| Bill Payment    | Cash Withdrawal / Advance |
| Transfer        | Fastcash                  |
| Balance Inquiry | Other Services            |

## Step 2

Enter the amount of your deposit and select Yes.



Scotiabank

Please enter the exact amount.

\$1234.00

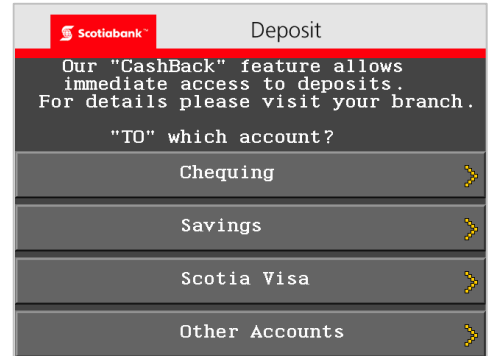
Amount correct?

Yes

No

## Step 3

Select the account for your deposit. Your transaction will take a few moments to process.



Scotiabank

Deposit

Our "CashBack" feature allows immediate access to deposits. For details please visit your branch.

"TO" which account?

Chequing

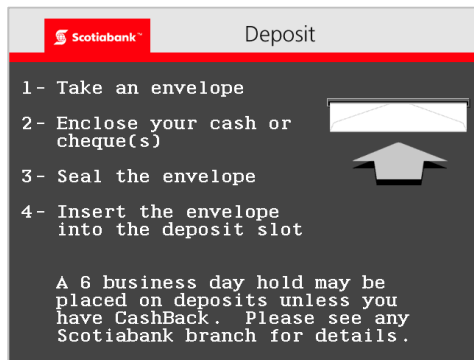
Savings

Scotia Visa

Other Accounts

## Step 4

Follow the instructions on screen and deposit your sealed envelope.



Scotiabank

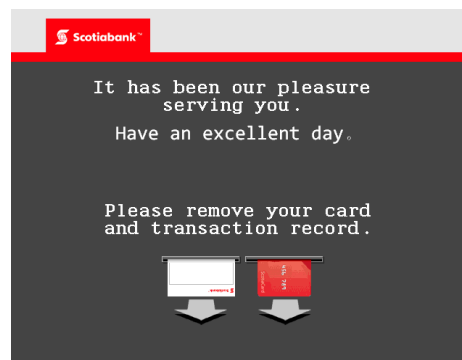
Deposit

- 1- Take an envelope
- 2- Enclose your cash or cheque(s)
- 3- Seal the envelope
- 4- Insert the envelope into the deposit slot

A 6 business day hold may be placed on deposits unless you have CashBack. Please see any Scotiabank branch for details.

## Step 5

Complete your transaction and take your receipt and ScotiaCard™.



Scotiabank

It has been our pleasure serving you.  
Have an excellent day.

Please remove your card and transaction record.

