

**You asked for it,
you got it.**

NEW features added to the Scotia Caribbean App.

Now you can do even more of your every day banking @ home.



Search bar added. Transfer recipients will auto fill as you type.



Transfer funds to your loan. Make additional payments to your loan.



Add a loan recipient and make a payment for a friend or family member.

Here's how you can transfer funds to someone else's loan.

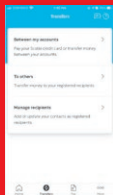


Step 1 - Launch the app and sign in using

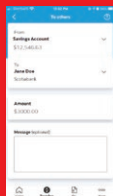


Step 2 – Go to the Transfer tab.

Tap on the “Transfer” icon at the bottom of your screen to view your transfer options.

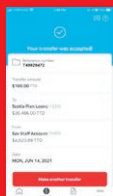


Step 3 – Select “To others”.



Step 4 – Enter transfer details.

- Select the account you would like to transfer funds from.
- Then, choose a recipient
- Next, enter the amount
- If you like, you can include a message



Step 5 – Review and transfer.

Review and verify your transfer details and amount. When you're ready to proceed, slide to transfer.



Don't forget, you can customize your Scotiabank Alerts.

Get real time messages about all of your account activity with Transaction Alerts, Security Alerts and Credit Card Controls.

Follow us on Instagram @scotiatt or learn more on tt.scotiabank.com

Scotiabank®