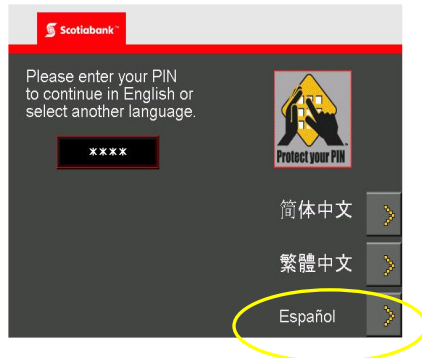


How to Make a Language Selection at the ABM


Step 1 – Using a ScotiaCard or Scotia VISA card

Insert your card. For English or French, enter your PIN to continue. For other languages, make a selection, Simplified or Traditional Chinese, or Spanish.



Step 2

Assuming Spanish is selected, the Spanish PIN entry screen is displayed. Enter your PIN. The screen flow will continue in Spanish. Complete your transaction.



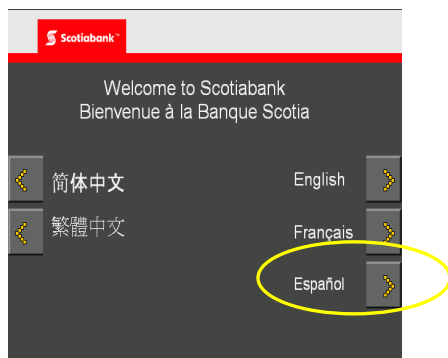
Step 3

Remove your card.



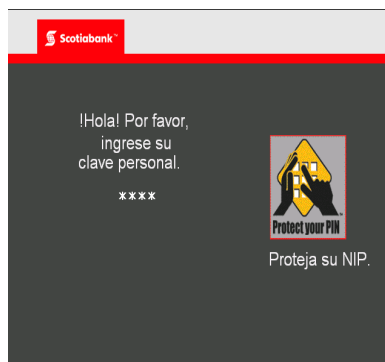
Step 1 – Using a non-Scotiabank bank or credit card.

Insert your card. Select a language, English, French, Simplified or Traditional Chinese or Spanish.



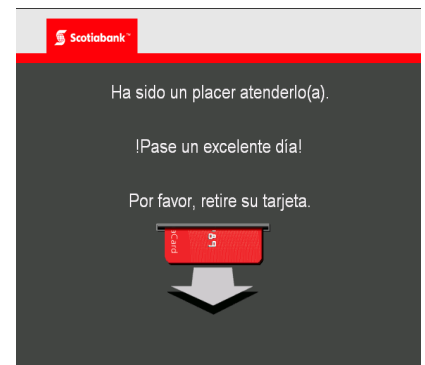
Step 2

Assuming Spanish is selected, the Spanish PIN entry screen is displayed. Enter your PIN. The screen flow will continue in Spanish. Complete your transaction.



Step 3

Remove your card.



™ Trademarks of The Bank of Nova Scotia.
© Registered trademarks of The Bank of Nova Scotia.

Language selection is not available at Scotiabank ABMs located in Shell convenience stores or Cineplex theatres at this time. Receipts and passbook updates will continue to be provided in English or French.